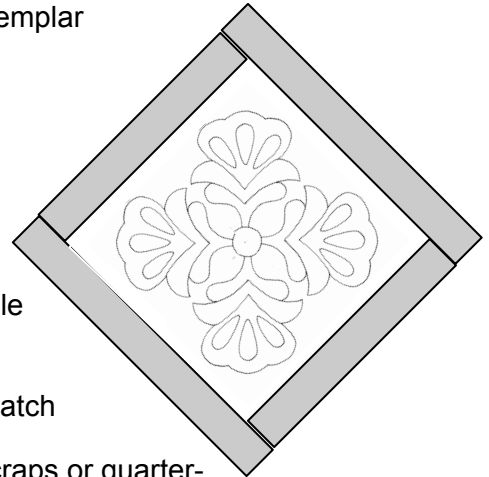


APPLIPLAY© - Coxcomb

Reverse and Hand Applique using Freezer Paper & Templar

SUPPLY LIST:

- Clover mini-iron or substitute
- Firm "ironable" surface
- Freezer paper
- Paper scissors
- Good fabric scissors
- Hand sewing supplies: Size #10 milliner needles, Thread Heaven® or beeswax, needle threader, thread snips, thimble
- Straight pins (tiny applique pins are nice)
- **Ultra-fine point indelible pen, like Sharpie®**
- All purpose or #60 weight threads to match your applique patch fabrics
- Fabrics for patches: you can use an assortment of fabric scraps or quarter-yard cuts for applique patches.
- **13 ½" X 13 ½"** square of background fabric to allow for fraying, shrinkage. Fold in quarters diagonally; press fold lines; open repress so fold lines will show slightly.
- **Liquid starch and Pattern-eze® will be supplied. Come to class with pattern drawn on 12 ½" square of freezer paper, small jar with screw lid, and paint brush.**

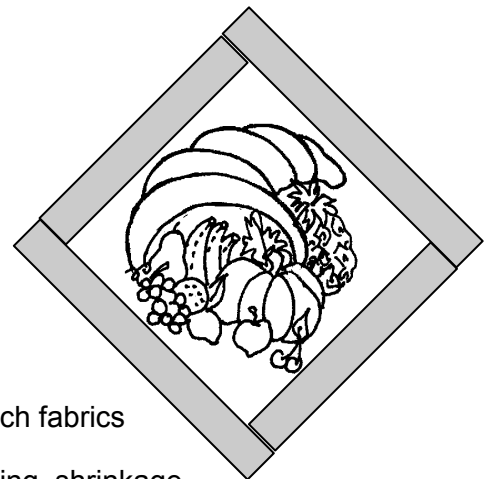


APPLIPLAY© - Cornucopia

Freezer Paper and Needleturn Hand Applique

SUPPLY LIST:

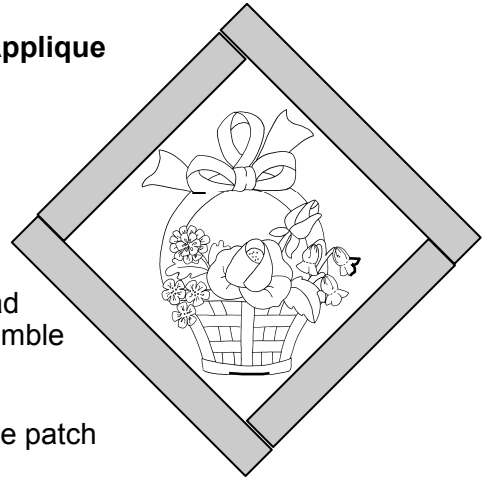
- Clover mini-iron or substitute
- Firm "ironable" surface
- Freezer paper
- Paper scissors
- Good fabric scissors
- Hand sewing supplies: Size #10 milliner needles, Thread Heaven® or beeswax, needle threader, thread snips, thimble
- Straight pins (tiny applique pins are nice)
- Ultra-fine point indelible pen, like Sharpie®
- All purpose or #60 weight threads to match your applique patch fabrics
- Fabric for horn of plenty; fabric for interior of horn
- **13 ½" X 13 ½"** square of background fabric to allow for fraying, shrinkage. Fold in quarters diagonally; press fold lines; open repress so fold lines will show slightly.
- **"Theme" fabrics like fruit and/or vegetable fabrics**



APPLIPLAY© - 3-Dimensional Applique Freezer Paper, Fabric Manipulation, Needle-turn Hand Applique

SUPPLY LIST:

- Clover mini-iron or substitute
- Firm "ironable" surface
- Freezer paper
- Paper scissors
- Good fabric scissors
- Hand sewing supplies: Size #10 milliner needles, Thread Heaven® or beeswax, needle threader, thread snips, thimble
- Straight pins (tiny applique pins are nice)
- .5mm mechanical pencil
- All purpose or #60 weight threads to match your applique patch fabrics
- Fabrics for patches: you can use an assortment of fabric scraps or quarter-yard cuts for applique patches. **You will need a fat quarter of the fabric you will use for the basket and handle.**
- **13 ½" X 13 ½"** square background fabric to allow for fraying, shrinkage. Fold in quarters diagonally; press fold lines; open repress so fold lines will show slightly.
- Optional light box



APPLIPLAY© - Shamrock Celtic Applique Using Self-Made Bias

SUPPLY LIST:

- Clover mini-iron or substitute
- Firm "ironable" surface
- Paper scissors and good fabric scissors
- Fabric glue
- Hand sewing supplies: Size #10 milliner needles, Thread Heaven® or beeswax, needle threader, thread snips, thimble
- Rotary cutter and mat
- Straight pins (tiny applique pins are nice)
- .5mm mechanical pencil or Sharpie® indelible marker
- All purpose or #60 weight threads to match your bias binding
- **You will need a fat quarter of the fabric you will use to make the bias binding.**
- Optional: bias-maker, teflon or metal bias pressing bars.
- Trace the pattern below in each quadrant of a 8 ½" square of paper folded in quarters to make complete pattern.

